

SCH-115F

特性: Features



- | | |
|--------------------|---|
| 1. 12A 触点切换能力 | 12A switching capability |
| 2. 具有 250VAC 负载能力 | possess 250VAC |
| 3. 触点与线圈间介质耐压 5kv | Dielectric strength 5kv.(between coil and contacts) |
| 4. 具有一组常开，一组转换触点形式 | 1Form C & 1Form A configurations available |
| 5. 塑封和防尘罩型可选 | Wash tight and flux proofed types available |
| 6. F 级绝缘等级 | Thermal class F |
| 7. 环保产品 (符合 RoHS) | Environmental friendly product (RoHS) |
| 8. 外形尺寸 | Outline Dimensions: (29.0x 12.5x 20.5) mm |

触点数据 Contact data

触点形式 Contact Arrangement	1A(1H)	1B(1D)	1C(1Z)
触点材料 Contact Material	Ag Alloys		
触点负载(阻性) Contact Rating(Resistive)	12A 250VAC / 30 VDC	12A 250VAC /30 VDC	NO :12A NC:10A
最大切换功率 Max.Switching Power	3000VA		
最大切换电压 Max.Switching Voltage	250VAC		
最大切换电流 Max.Switching Current	12 A		
触点阻性 Contact Resistance	≤100mΩ (1A 24VDC)		
寿命 Operation Life	电气 Electrical	1×10 ⁵ ops	
	机械 Mechanical	1×10 ⁷ ops	

线圈参数 Coil Parameter

额定线圈功率 Rated coil power 灵敏型: 约 250mW 标准型: 约 400mW

灵敏型 Sensitive type

线圈电压 Coil voltage VDC	吸合电压 Pick up Voltage VDC	释放电压 Release voltage VDC	最大电压 Max voltage VDC	额定电流 Nominal Current (mA)	线圈电阻 Coil Resistance Ω (1±10%)	线圈功耗 Coil power consumption nW
5	75% Maximum	10% Minimum	130%	50	100	0.25
6				41.7	144	0.25
9				27.7	325	0.25
12				20.8	576	0.25
24				10.4	2304	0.25
36				6.9	5217	0.25
48				5.2	9216	0.25

线圈参数 Coil Parameter						
标准型 Standard type						
线圈电压 Coil voltage VDC	吸合电压 Pick up Voltage VDC	释放电压 Release voltage VDC	最大电压 Max voltage VDC	额定电流 Nominal Current (mA)	线圈电阻Coil Resistance Ω (1 ±10%)	线圈功耗Coil power consumption W
5	75% Maximum	10% Minimum	130%	80.6	62	0.40
6				66.7	90	0.40
9				44.6	202	0.40
12				33.3	360	0.40
24				16.7	1440	0.40
36				11.1	3240	0.40
48				8.7	5520	0.40

注意:1,使用的线圈电压低于线圈额定电压时将会损害继电器的工作.

2,吸合,释放电压仅供检测用,不是设计的使用指标.

Caution:1,The use of any coil voltage less than the rated coil voltage will compromise the operation of the relay.

2,Pick up and release voltage are for test purposes only and are not be used as design criteria.

技术特性 Operation condition	
绝缘电阻 Insulation Resistance	1000M Ω
介质耐压 Dielectric Strength	
断开触点间 Between Contacts	1000VAC
触点与线圈间 Between Contacts and Coil	5000 VAC
动作时间 (额定电压下) Action time (rated voltage)	≦ 15ms
释放时间 (额定电压下) Release time (rated voltage)	≦ 5ms
耐冲击 Shock Resistance	98m/s ² 980m/s ²
抗振性 Vibration Resistance	10Hz~55Hz 1.5mm 双振幅 Double amplitude 1.5mm
引出端强度 Terminals Strength	6N
可焊性 Solderability	280±10℃ 2±1s℃
环境温度 Ambient Temperature	-40~85℃
相当湿度 Relative Humidity	5%~85% RH
质(重)量 Mass	约 13 g

订货信息 Ordering information

SCH -115F- <u>1A</u> - <u>12</u> - <u>L</u> - <u>S</u>
1 2 3 4 5 6

- 1, 总称 generic terms
- 2, 型号 Part number:
- 3, 触点形式 Contact Arrangement: 1A 常开 (NO) 1B 常闭 (NC) 1C 转换 (NO NC)
- 4, 线圈额定电压 Coil rated voltage(V): 5 6 9 12 24 36 48 VDC
- 5, 线圈功率 coil power: L=0.25W 无=0.40W
- 6, 塑封类型 Seal type: 密封型

备注:

(1)在洁净环境 (不含H₂S SO₂ NO₂, 粉尘等污染物) 下使用时, 推荐使用防焊剂产品。
在污染环境 (含一定量H₂S SO₂ NO₂, 粉尘等污染物) 下使用时, 建议使用塑封产品, 并在实际使用中确认。

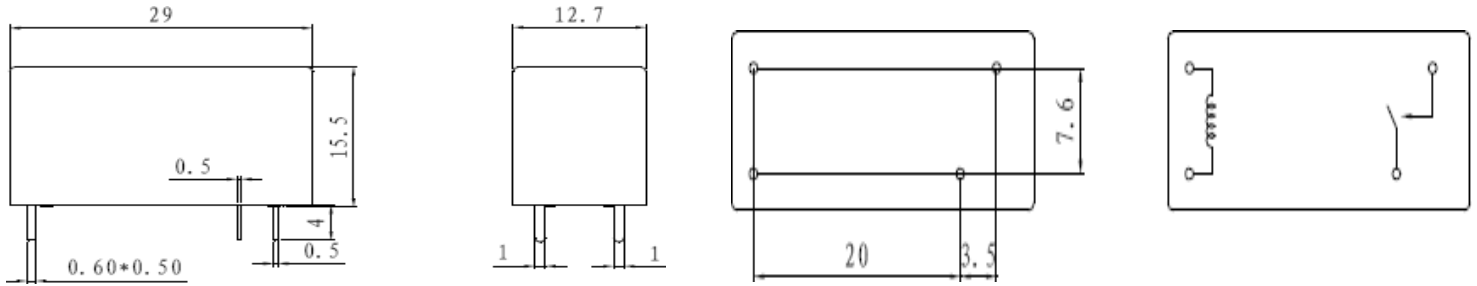
(2)当继电器装入PCB板后, 如需进行整体清洗, 请与我司联系确认, 以便提供合适的产品。当不需要整体清洗时, 建议优先选用防焊剂产品;

(3)常规产品为黑色外壳, 若需其他颜色外壳颜色可特殊定做。

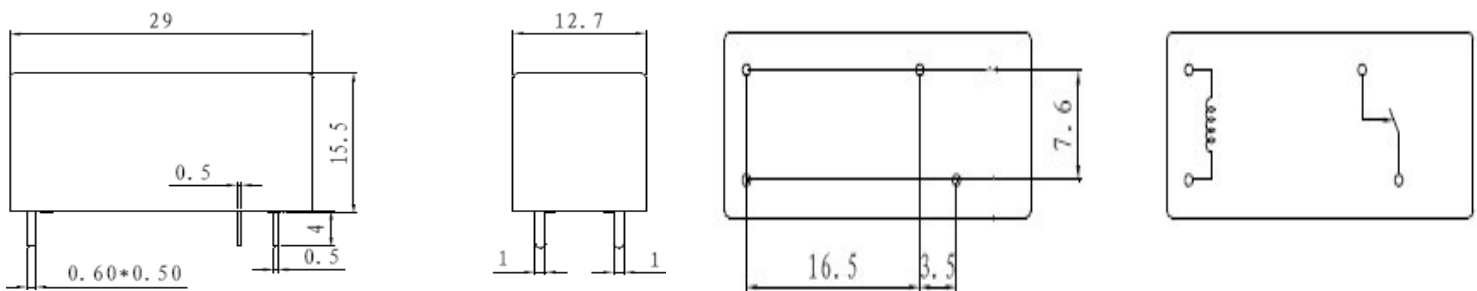
(4)客户特殊要求经我司评审后, 按特性号的形式标示。

外形尺寸 Dimensions(mm/Inch)

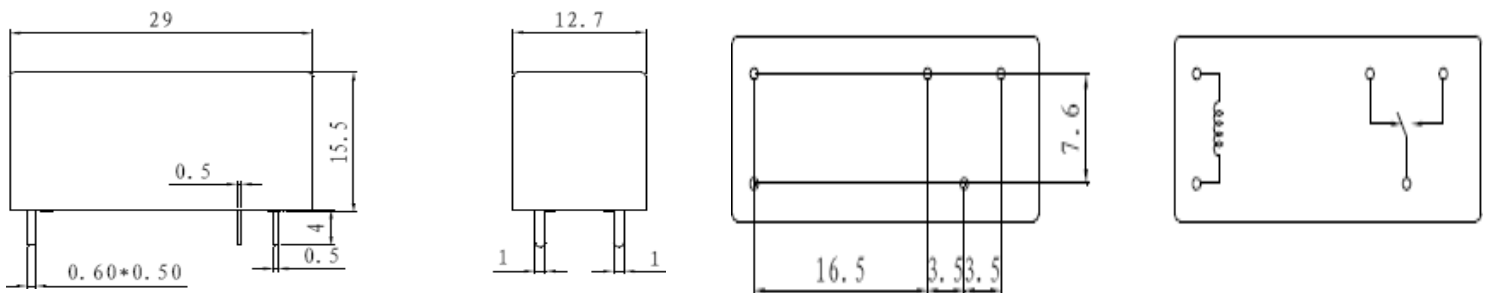
1A (1H)



1B(1D)



1C(1Z)



备注:

1. 产品部分外形尺寸未标注公差, 当外形尺寸 $\leq 1\text{mm}$, 公差为 $\pm 0.2\text{mm}$, 当外形尺寸(1-5) mm 之间, 公差为 $\pm 0.3\text{mm}$ 。

2. 安装孔尺寸中未注尺寸公差为 $\pm 0.1\text{mm}$ Remarks:

1. part of the product size is not marked tolerance. When the outline size is less than 1mm, the tolerance is 0.2mm. When the outline size is (1-5) mm, the tolerance is + 0.3mm.

2.The size tolerance in the size of the installation hole is + 0.1mm

声明:

本产品说明书仅供客户使用时参考, 若有更改, 恕不另行通知

This datasheet is for the customers'.All the specification are subject to change without notice.

对我司而言, 不可能评定继电器在每个具体应用领域的所有性能参数要求, 因而客户应根据具体的使用条件选择与之相匹配的产品, 若有疑问, 请与我司联系以便获取更多的技术支持, 但产品选型责任仅由客户负责。

We could not evaluate all the performance and all the parameters for every possible application.

Thus the user should be in a right position to choose the suitable product for their own application. if there is any query,please contact xinchuangzhi for the technical service.However. it is the user's responsibility to determine which product should be used only.

© 宁波信创智电器有限公司版权所有, 本公司保留所有权利

© NingBo XinChuangZhi Electric appliance Co.Ltd, All rights of XinChuangZhi are reserved